



Legend

- Arrowboard
- Cone
- CW20-100F
- CW20-5F
- G20-2
- R9-9
- W4-2
- Work Area

250 ft

250 ft

250 ft

SIDEWALK CLOSED

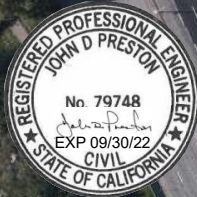
END ROAD WORK

HESPERIAN BOULEVARD

W SUNSET BOULEVARD

WEST A STREET





END ROAD WORK

BARTLETT AVENUE









GOLF COURSE ROAD

HESPERIAN BOULEVARD

SIDEWALK CLOSED

W SUNSET BOULEVARD

Legend

-  Arrowboard
-  Cone
-  CW20-100F
-  CW20-5F
-  G20-2
-  R9-9
-  W4-2
-  Work Area

250 ft

250 ft

250 ft

WEST A STREET

